


Photometric Report for each Light Engine used in double configuration



Light Output Ratio:	45.8%	
Luminaire Power:	11.21 W	
SHR Nominal:	0.00	Calculated using the TM5
SHR Maximum:	0.30	fine grid method.

C Range: 0 - 360DEG

C Interval: For a lens beam angle of 15°

Test Speed: HIGH

Temperature: 77.54°F

Operators: zoe

Test Date: 2024-1-2

γ Range: 0 - 180DEG

γ Interval: 1.0DEG

Test System: EVERFINE GO-SPEX500_V1 SYSTEM V2.00.461

Humidity: 65.0%

Test Distance: 124.409" [K=1.0000]

Remarks: LAMP: BXR-V-DR-1830G-100Z-A-23 Ra: 90

LENS: PM-1103 15R+DIFFUSER

DRIVER: PUP10A-1WMC-700 500mA

30minutes warm-up

LUMINOUS INTENSITY DISTRIBUTION DIAGRAM

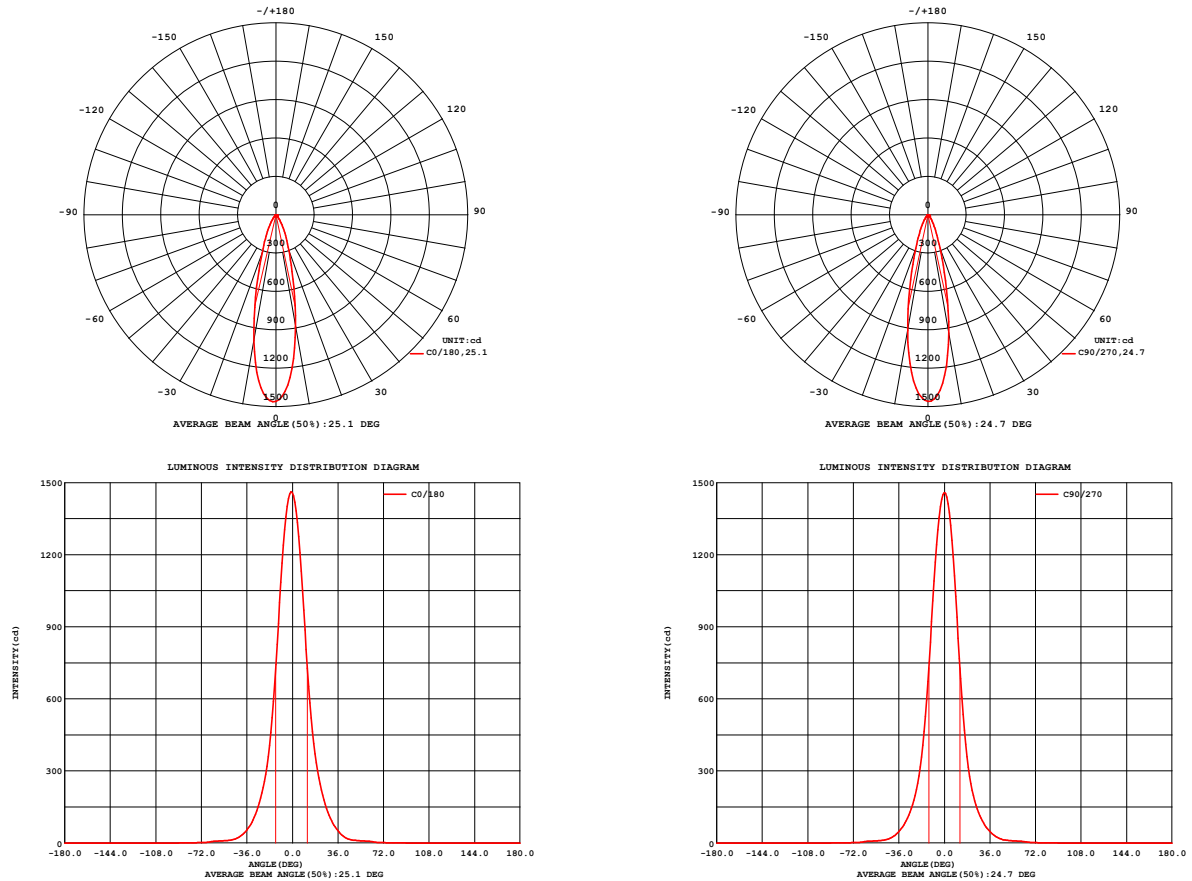


Fig. C0/C180

Fig. C90/C270

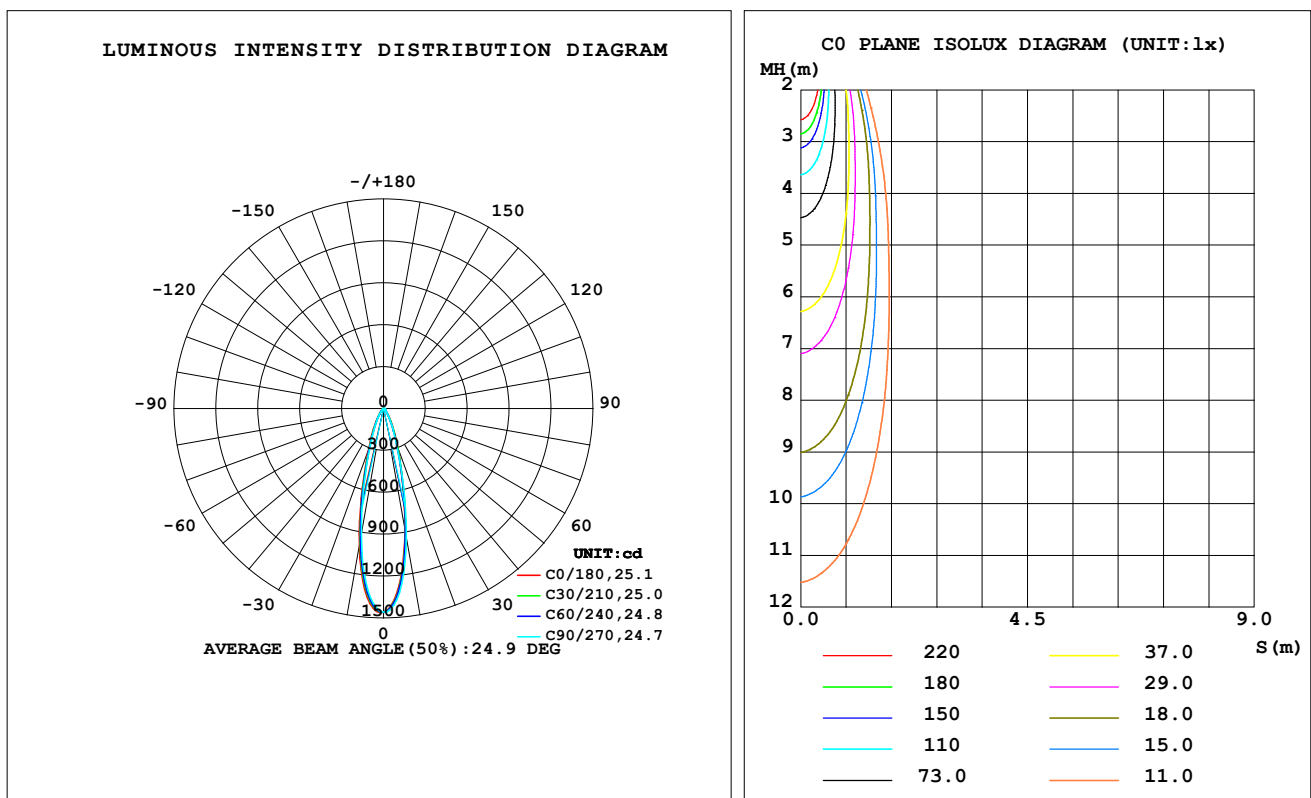
C Range: 0 - 360DEG
C Interval: For a lens beam angle of 15°
Test Speed: HIGH
Temperature: 77.54°F
Operators: zoe
Test Date: 2024-1-2

γ Range: 0 - 180DEG
γ Interval: 1.0DEG
Test System: EVERFINE GO-SPEX500_V1 SYSTEM V2.00.461
Humidity: 65.0%
Test Distance: 124.409" [K=1.0000]
Remarks: LAMP: BXR-V-DR-1830G-100Z-A-23 Ra: 90
LENS: PM-1103 15R+DIFFUSER
DRIVER: PUP10A-1WMC-700 500mA
30minutes warm-up

LUMINAIRE PHOTOMETRIC TEST REPORT

Test:U:120.32V I:0.0943A P:11.213W PF:0.9871 Freq:59.98Hz Lamp Flux:889.25x1 lm		
NAME: CTL-M-1.5-DM-15-RC-FX-TF-OP	TYPE:	WEIGHT:
SPEC.: 3000K	DIM.:	SERIAL No.: 2401020001
MFR.: MERCURY LIGHTING	SUR.: 0.001319585m ²	Shielding Angle:

DATA OF LAMP		PHOTOMETRIC DATA Eff: 36.33 lm/W			
MODEL	Bridgelux	I _{max} (cd)	1462	S/MH (C0/180)	0.45
NOMINAL POWER (W)	11	LOR (%)	45.8	S/MH (C90/270)	0.42
RATED VOLTAGE (V)	120	TOTAL FLUX (lm)	407.41	☒ UP, DN (C0-180)	0.0, 22.9
NOMINAL FLUX (lm)	889.25	CIE CLASS	DIRECT	☒ UP, DN (C180-360)	0.0, 22.9
LAMPS INSIDE	1	☒ up (%)	0.0	CIBSE SHR NOM	0.00
TEST VOLTAGE (V)	120	☒ down (%)	45.8	CIBSE SHR MAX	0.30



C Range: 0 - 360DEG

C Interval: For a lens beam angle of 15°

Test Speed: HIGH

Temperature: 77.54°F

Operators: zoe

Test Date: 2024-1-2

γ Range: 0 - 180DEG

γ Interval: 1.0DEG

Test System: EVERFINE GO-SPEX500_V1 SYSTEM V2.00.461

Humidity: 65.0%

Test Distance: 124.409" [K=1.0000]

Remarks: LAMP: BXRV-DR-1830G-100Z-A-23 Ra: 90

LENS: PM-1103 15R+DIFFUSER

DRIVER: PUP10A-1WMC-700 500mA

30minutes warm-up

ZONAL FLUX DIAGRAM

ZONAL FLUX DIAGRAM:

°	C0	C45	C90	C135	C180	C225	C270	C315	°	zone	total	%lum,lamp
10	886.1	904.3	939.6	986.2	999.8	965.7	921.4	891.6	0- 10	113.1	113.1	27.8,12.7
20	301.0	289.3	278.3	299.8	319.4	299.2	279.5	285.7	10- 20	151.2	264.3	64.9,29.7
30	103.1	96.99	92.69	100.1	107.0	98.55	92.59	95.97	20- 30	79.79	344.0	84.4,38.7
40	29.67	29.43	29.49	31.08	32.16	29.95	28.09	28.08	30- 40	36.17	380.2	93.3,42.8
50	10.68	10.77	10.77	10.98	11.05	10.77	10.43	10.38	40- 50	13.25	393.5	96.6,44.2
60	7.390	7.426	7.414	7.568	7.576	7.382	7.176	7.207	50- 60	7.945	401.4	98.5,45.1
70	1.888	1.982	2.085	2.151	2.111	1.990	1.874	1.833	60- 70	4.295	405.7	99.6,45.6
80	0.6660	0.7127	0.6765	0.8173	0.8024	0.7353	0.6722	0.6383	70- 80	1.363	407.1	99.9,45.8
90	0	0	0	0	0	0	0	0	80- 90	0.3514	407.4	100,45.8
100	0	0	0	0	0	0	0	0	90-100	0	407.4	100,45.8
110	0	0	0	0	0	0	0	0	100-110	0	407.4	100,45.8
120	0	0	0	0	0	0	0	0	110-120	0	407.4	100,45.8
130	0	0	0	0	0	0	0	0	120-130	0	407.4	100,45.8
140	0	0	0	0	0	0	0	0	130-140	0	407.4	100,45.8
150	0	0	0	0	0	0	0	0	140-150	0	407.4	100,45.8
160	0	0	0	0	0	0	0	0	150-160	0	407.4	100,45.8
170	0	0	0	0	0	0	0	0	160-170	0	407.4	100,45.8
180	0	0	0	0	0	0	0	0	170-180	0	407.4	100,45.8
DEG	LUMINOUS INTENSITY:cd									UNIT:lm		

C Range: 0 - 360DEG

C Interval: For a lens beam angle of 15°

Test Speed: HIGH

Temperature:77.54°F

Operators:zoe

Test Date:2024-1-2

γ Range: 0 - 180DEG

γ Interval: 1.0DEG

Test System:EVERFINE GO-SPEX500_V1 SYSTEM V2.00.461

Humidity:65.0%

Test Distance:124.409" [K=1.0000]

Remarks: LAMP:BXRV-DR-1830G-100Z-A-23 Ra:90

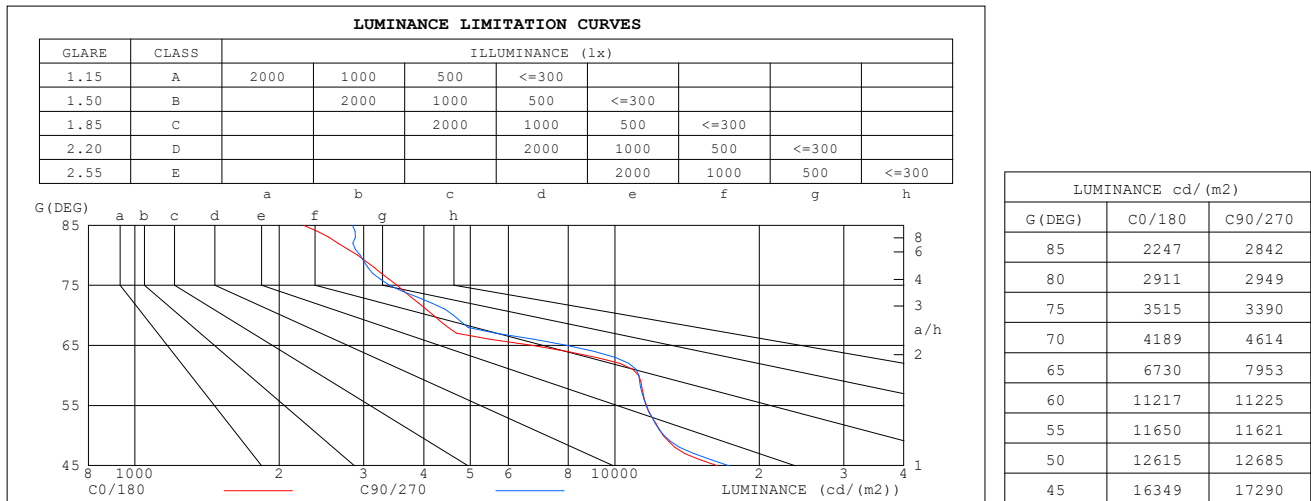
LENS:PM-1103 15R+DIFFUSER

DRIVER:PUP10A-1WMC-700 500mA

30minutes warm-up

LUMINANCE LIMITATION CURVES

Test:U:120.32V I:0.0943A P:11.213W PF:0.9871 Freq:59.98Hz Lamp Flux:889.25x1 lm		
NAME: CTL-M-1.5-DM-15-RC-FX-TF-OP	TYPE:	WEIGHT:
SPEC.: 3000K	DIM.:	SERIAL No.: 2401020001
MFR.: MERCURY LIGHTING	SUR.: 0.001319585m2	Shielding Angle:



C Range: 0 - 360DEG

C Interval: For a lens beam angle of 15°

Test Speed: HIGH

Temperature: 77.54°F

Operators: zoe

Test Date: 2024-1-2

γ Range: 0 - 180DEG

γ Interval: 1.0DEG

Test System: EVERFINE GO-SPEX500_V1 SYSTEM V2.00.461

Humidity: 65.0%

Test Distance: 124.409" [K=1.0000]

Remarks: LAMP: BXRV-DR-1830G-100Z-A-23 Ra: 90

LENS: PM-1103 15R+DIFFUSER

DRIVER: PUP10A-1WMC-700 500mA

30minutes warm-up

WEC AND CCEC

Test:U:120.32V I:0.0943A P:11.213W PF:0.9871 Freq:59.98Hz Lamp Flux:889.25x1 lm		
NAME: CTL-M-1.5-DM-15-RC-FX-TF-OP	TYPE:	WEIGHT:
SPEC.: 3000K	DIM.:	SERIAL No.: 2401020001
MFR.: MERCURY LIGHTING	SUR.: 0.001319585m2	Shielding Angle:

cc	80%			70%			50%			30%			10%			0	
w	50%	30%	10%	50%	30%	10%	50%	30%	10%	50%	30%	10%	50%	30%	10%	0	
fc	20%			20%			20%			20%			20%			0	
RCR	RCR:Room Cavity Ratio						Wall Exitance Coefficients(WEC)										
0.0																	
1.0	.072	.041	.013	.069	.039	.013	.063	.036	.012	.058	.033	.011	.053	.031	.010		
2.0	.068	.037	.011	.065	.036	.011	.060	.034	.010	.056	.031	.010	.052	.029	.009		
3.0	.064	.034	.010	.062	.033	.010	.058	.031	.009	.054	.029	.009	.050	.028	.009		
4.0	.060	.031	.009	.058	.030	.009	.055	.029	.009	.051	.028	.008	.049	.026	.008		
5.0	.057	.029	.008	.055	.028	.008	.052	.027	.008	.049	.026	.008	.047	.025	.008		
6.0	.054	.027	.008	.052	.026	.008	.050	.025	.007	.047	.025	.007	.045	.024	.007		
7.0	.051	.025	.007	.050	.025	.007	.047	.024	.007	.045	.023	.007	.043	.023	.007		
8.0	.048	.024	.007	.047	.023	.007	.045	.023	.006	.044	.022	.006	.042	.021	.006		
9.0	.046	.022	.006	.045	.022	.006	.044	.022	.006	.042	.021	.006	.040	.020	.006		
10.0	.044	.021	.006	.043	.021	.006	.042	.020	.006	.040	.020	.006	.039	.020	.006		

cc	80%			70%			50%			30%			10%			0
w	50%	30%	10%	50%	30%	10%	50%	30%	10%	50%	30%	10%	50%	30%	10%	0
fc	20%			20%			20%			20%			20%			0
RCR	RCR:Room Cavity Ratio						Ceiling Cavity Exitance Coefficients(CCEC)									
0.0	.087	.087	.087	.075	.075	.075	.051	.051	.051	.029	.029	.029	.009	.009	.009	
1.0	.078	.072	.067	.067	.062	.058	.046	.043	.040	.026	.025	.023	.008	.008	.008	
2.0	.070	.061	.053	.060	.052	.046	.041	.036	.032	.024	.021	.019	.008	.007	.006	
3.0	.064	.052	.043	.055	.045	.037	.038	.031	.026	.022	.018	.015	.007	.006	.005	
4.0	.058	.045	.035	.050	.039	.030	.035	.027	.021	.020	.016	.013	.006	.005	.004	
5.0	.054	.040	.029	.046	.034	.025	.032	.024	.018	.019	.014	.011	.006	.005	.003	
6.0	.050	.035	.024	.043	.030	.021	.030	.021	.015	.017	.013	.009	.006	.004	.003	
7.0	.047	.031	.021	.040	.027	.018	.028	.019	.013	.016	.011	.008	.005	.004	.003	
8.0	.044	.028	.018	.038	.025	.016	.026	.017	.011	.015	.010	.007	.005	.003	.002	
9.0	.041	.026	.016	.036	.023	.014	.025	.016	.010	.014	.009	.006	.005	.003	.002	
10.0	.039	.024	.014	.034	.021	.012	.023	.015	.008	.014	.009	.005	.004	.003	.002	

C Range: 0 - 360DEG

C Interval: For a lens beam angle of 15°

Test Speed: HIGH

Temperature:77.54°F

Operators:zoe

Test Date:2024-1-2

γ Range: 0 - 180DEG

γ Interval: 1.0DEG

Test System:EVERFINE GO-SPEX500_V1 SYSTEM V2.00.461

Humidity:65.0%

Test Distance:124.409" [K=1.0000]

Remarks: LAMP:BXRV-DR-1830G-100Z-A-23 Ra:90

LENS:PM-1103 15R+DIFFUSER

DRIVER:PUP10A-1WMC-700 500mA

30minutes warm-up

UGR(Unified Glare Rating) Table

Test:U:120.32V I:0.0943A P:11.213W PF:0.9871 Freq:59.98Hz Lamp Flux:889.25x1 lm											
NAME: CTL-M-1.5-DM-15-RC-FX-TF-OP					TYPE:			WEIGHT:			
SPEC.: 3000K					DIM.:			SERIAL No.: 2401020001			
MFR.: MERCURY LIGHTING					SUR.: 0.001319585m2			Shielding Angle:			
ceiling/cavity	0.7	0.7	0.5	0.5	0.3	0.7	0.7	0.5	0.5	0.3	
walls	0.5	0.3	0.5	0.3	0.3	0.5	0.3	0.5	0.3	0.3	
working plane	0.2	0.2	0.2	0.2	0.2	0.2	0.2	0.2	0.2	0.2	
Room dimensions		Viewed crosswise					Viewed endwise				
x = 2H y = 2H	2H	17.0	17.7	17.2	17.9	18.1	16.8	17.5	17.0	17.7	17.9
	3H	17.0	17.8	17.3	18.0	18.2	16.9	17.6	17.2	17.8	18.0
	4H	17.1	17.7	17.3	18.0	18.2	16.9	17.6	17.2	17.8	18.0
	6H	17.0	17.7	17.3	17.9	18.2	16.9	17.6	17.2	17.8	18.0
	8H	17.0	17.6	17.3	17.9	18.1	16.9	17.5	17.2	17.8	18.0
	12H	17.0	17.6	17.3	17.8	18.1	16.9	17.5	17.2	17.7	18.0
4H	2H	17.0	17.7	17.3	17.9	18.2	16.9	17.6	17.1	17.8	18.0
	3H	17.2	17.8	17.5	18.0	18.3	17.1	17.7	17.4	17.9	18.2
	4H	17.2	17.7	17.5	18.0	18.3	17.1	17.6	17.4	17.9	18.2
	6H	17.2	17.7	17.6	18.0	18.4	17.1	17.6	17.5	17.9	18.3
	8H	17.2	17.6	17.6	18.0	18.3	17.1	17.5	17.5	17.9	18.3
	12H	17.2	17.6	17.6	17.9	18.3	17.1	17.5	17.5	17.9	18.2
8H	4H	17.1	17.6	17.5	17.9	18.3	17.0	17.5	17.4	17.8	18.2
	6H	17.2	17.5	17.6	17.9	18.3	17.1	17.4	17.5	17.8	18.2
	8H	17.1	17.5	17.6	17.9	18.3	17.1	17.4	17.5	17.8	18.3
	12H	17.1	17.4	17.6	17.9	18.3	17.1	17.3	17.5	17.8	18.3
12H	4H	17.1	17.5	17.5	17.9	18.2	17.0	17.4	17.4	17.8	18.1
	6H	17.1	17.4	17.6	17.9	18.3	17.0	17.3	17.5	17.8	18.2
	8H	17.1	17.4	17.6	17.8	18.3	17.0	17.3	17.5	17.8	18.2
Variations with the observer position at spacings(CIE Pub.117):											
S = 1.0H	+ 1.7 / - 1.9					+ 1.5 / - 1.8					
1.5H	+ 3.2 / - 1.8					+ 3.0 / - 1.7					
2.0H	+ 0.8 / - 0.9					+ 1.0 / - 0.9					

CIE Pub.117, 889.3 lm Total Lamp Luminous Flux Correct (8log(F/F0) = -0.4)
 Area: 0.00131959 m2

C Range: 0 - 360DEG

C Interval: For a lens beam angle of 15°

Test Speed: HIGH

Temperature:77.54°F

Operators:zoe

Test Date:2024-1-2

γ Range: 0 - 180DEG

γ Interval: 1.0DEG

Test System:EVERFINE GO-SPEX500_V1 SYSTEM V2.00.461

Humidity:65.0%

Test Distance:124.409" [K=1.0000]

Remarks: LAMP:BXRV-DR-1830G-100Z-A-23 Ra:90

LENS:PM-1103 15R+DIFFUSER

DRIVER:PUP10A-1WMC-700 500mA

30minutes warm-up

UTILIZATION FACTORS TABLE

Test:U:120.32V I:0.0943A P:11.213W PF:0.9871 Freq:59.98Hz Lamp Flux:889.25x1 lm		
NAME: CTL-M-1.5-DM-15-RC-FX-TF-OP	TYPE:	WEIGHT:
SPEC.: 3000K	DIM.:	SERIAL No.: 2401020001
MFR.: MERCURY LIGHTING	SUR.: 0.001319585m2	Shielding Angle:

REFLECTANCE										
Ceiling	0.8	0.8	0.8	0.7	0.7	0.7	0.5	0.5	0.5	0
Walls	0.7	0.5	0.3	0.7	0.5	0.3	0.7	0.5	0.3	0
Working plane	0.2	0.2	0.2	0.2	0.2	0.2	0.2	0.2	0.2	0
ROOM INDEX	UTILIZATION FACTORS (PERCENT) $k(RI) \times RCR = 5$									
$k = 0.60$	40	37	35	40	37	35	39	37	35	34
0.80	43	41	39	43	41	39	43	40	39	37
1.00	45	43	41	45	43	41	44	43	41	39
1.25	47	45	43	47	45	43	46	44	43	41
1.50	48	46	45	48	46	45	47	45	44	42
2.00	50	48	46	49	47	46	48	46	45	43
2.50	50	49	47	50	48	47	48	47	46	43
3.00	51	50	48	50	49	48	49	48	47	44
4.00	52	51	50	51	50	49	50	49	48	45
5.00	53	52	51	52	51	50	50	49	49	45
ROOM INDEX	UF(total)									Direct
According to DIN EN 13032-2 2004			Suspended					SHRNOM = 1.25		

C Range: 0 - 360DEG

C Interval: For a lens beam angle of 15°

Test Speed: HIGH

Temperature: 77.54°F

Operators: zoe

Test Date: 2024-1-2

 γ Range: 0 - 180DEG

 γ Interval: 1.0DEG

Test System: EVERFINE GO-SPEX500_V1 SYSTEM V2.00.461

Humidity: 65.0%

Test Distance: 124.409" [K=1.0000]

Remarks: LAMP: BXRV-DR-1830G-100Z-A-23 Ra: 90

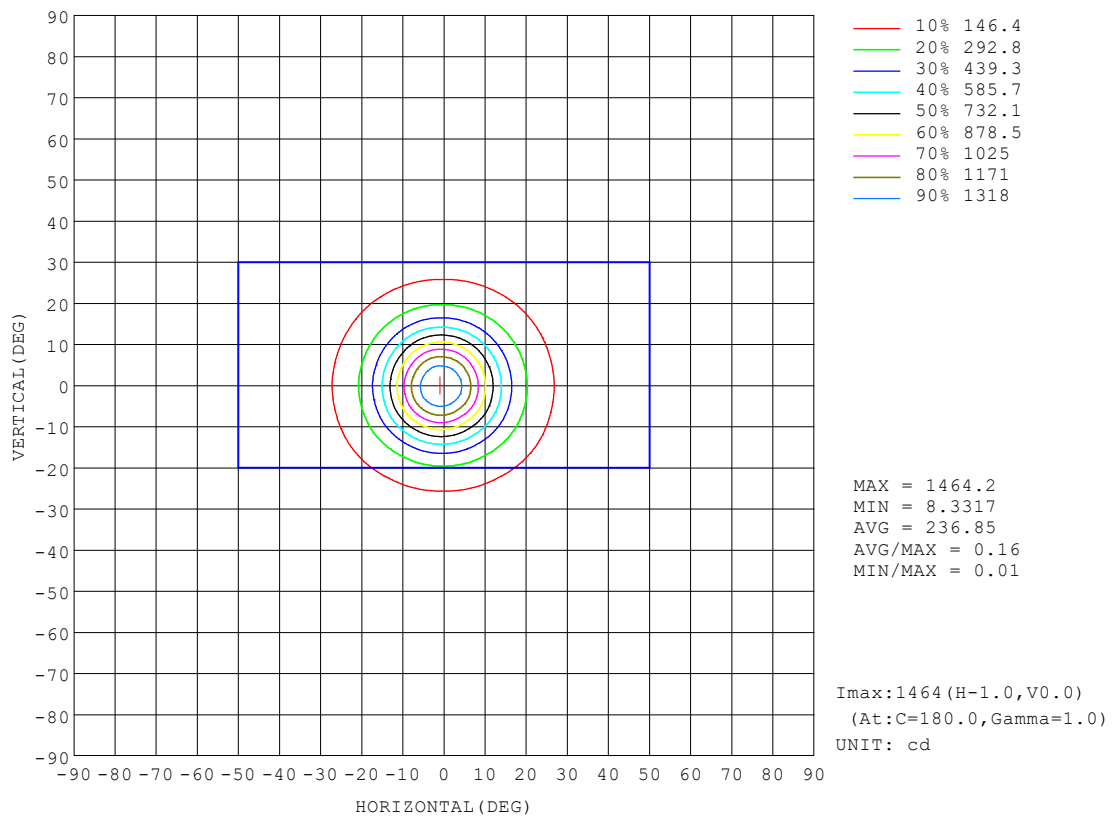
LENS: PM-1103 15R+DIFFUSER

DRIVER: PUP10A-1WMC-700 500mA

30minutes warm-up

ISOCANDELA DIAGRAM

Test:U:120.32V I:0.0943A P:11.213W PF:0.9871 Freq:59.98Hz Lamp Flux:889.25x1 lm		
NAME: CTL-M-1.5-DM-15-RC-FX-TF-OP	TYPE:	WEIGHT:
SPEC.: 3000K	DIM.:	SERIAL No.: 2401020001
MFR.: MERCURY LIGHTING	SUR.: 0.001319585m2	Shielding Angle:



C Range: 0 - 360DEG

C Interval: For a lens beam angle of 15°

Test Speed: HIGH

Temperature: 77.54°F

Operators: zoe

Test Date: 2024-1-2

γ Range: 0 - 180DEG

γ Interval: 1.0DEG

Test System: EVERFINE GO-SPEX500_V1 SYSTEM V2.00.461

Humidity: 65.0%

Test Distance: 124.409" [K=1.0000]

Remarks: LAMP: BXR-V-DR-1830G-100Z-A-23 Ra: 90

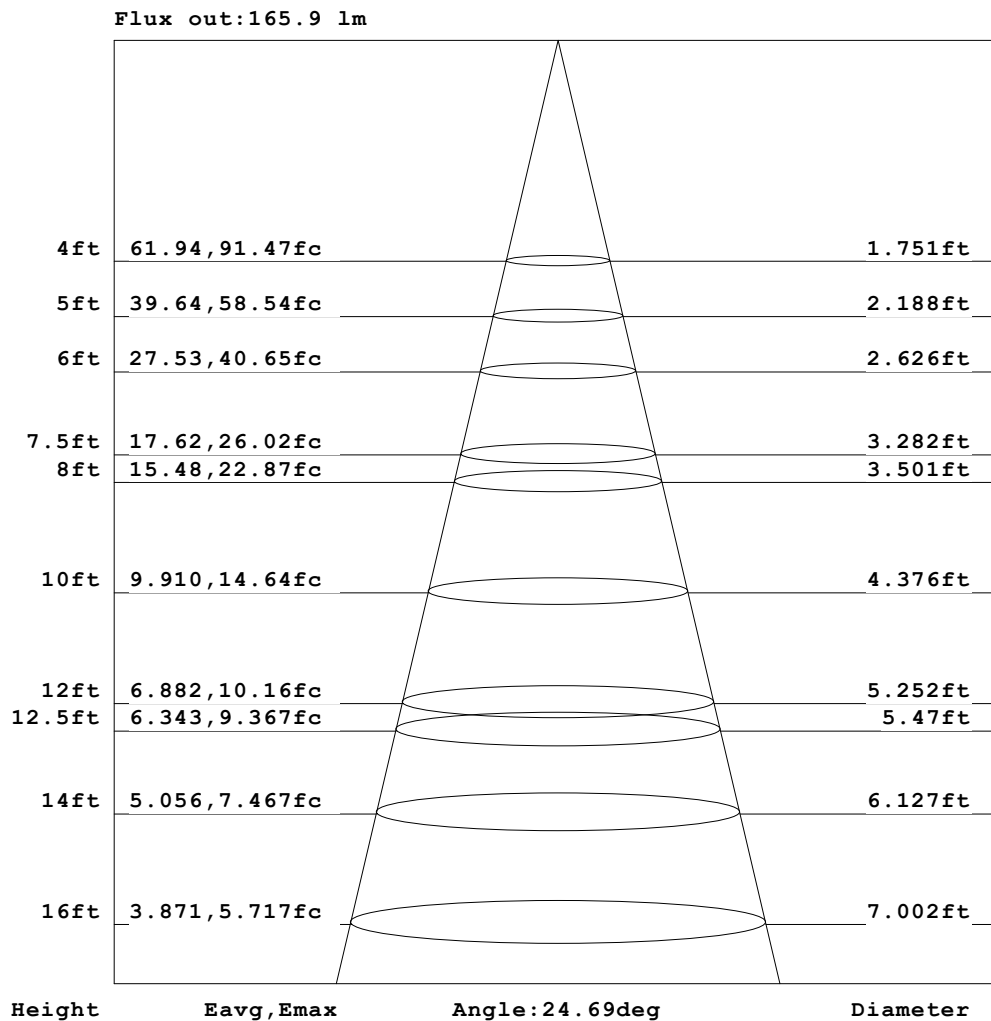
LENS: PM-1103 15R+DIFFUSER

DRIVER: PUP10A-1WMC-700 500mA

30minutes warm-up

AAI Figure

Test:U:120.32V I:0.0943A P:11.213W PF:0.9871 Freq:59.98Hz Lamp Flux:889.25x1 lm		
NAME: CTL-M-1.5-DM-15-RC-FX-TF-OP	TYPE:	WEIGHT:
SPEC.: 3000K	DIM.:	SERIAL No.: 2401020001
MFR.: MERCURY LIGHTING	SUR.: 0.001319585m2	Shielding Angle:



Note: The Curves indicate the illuminated area and the average illumination when the luminaire is at different distance.

C Range: 0 - 360DEG

C Interval: For a lens beam angle of 15°

Test Speed: HIGH

Temperature: 77.54°F

Operators: zoe

Test Date: 2024-1-2

γ Range: 0 - 180DEG

γ Interval: 1.0DEG

Test System: EVERFINE GO-SPEX500_V1 SYSTEM V2.00.461

Humidity: 65.0%

Test Distance: 124.409" [K=1.0000]

Remarks: LAMP: BXRV-DR-1830G-100Z-A-23 Ra: 90

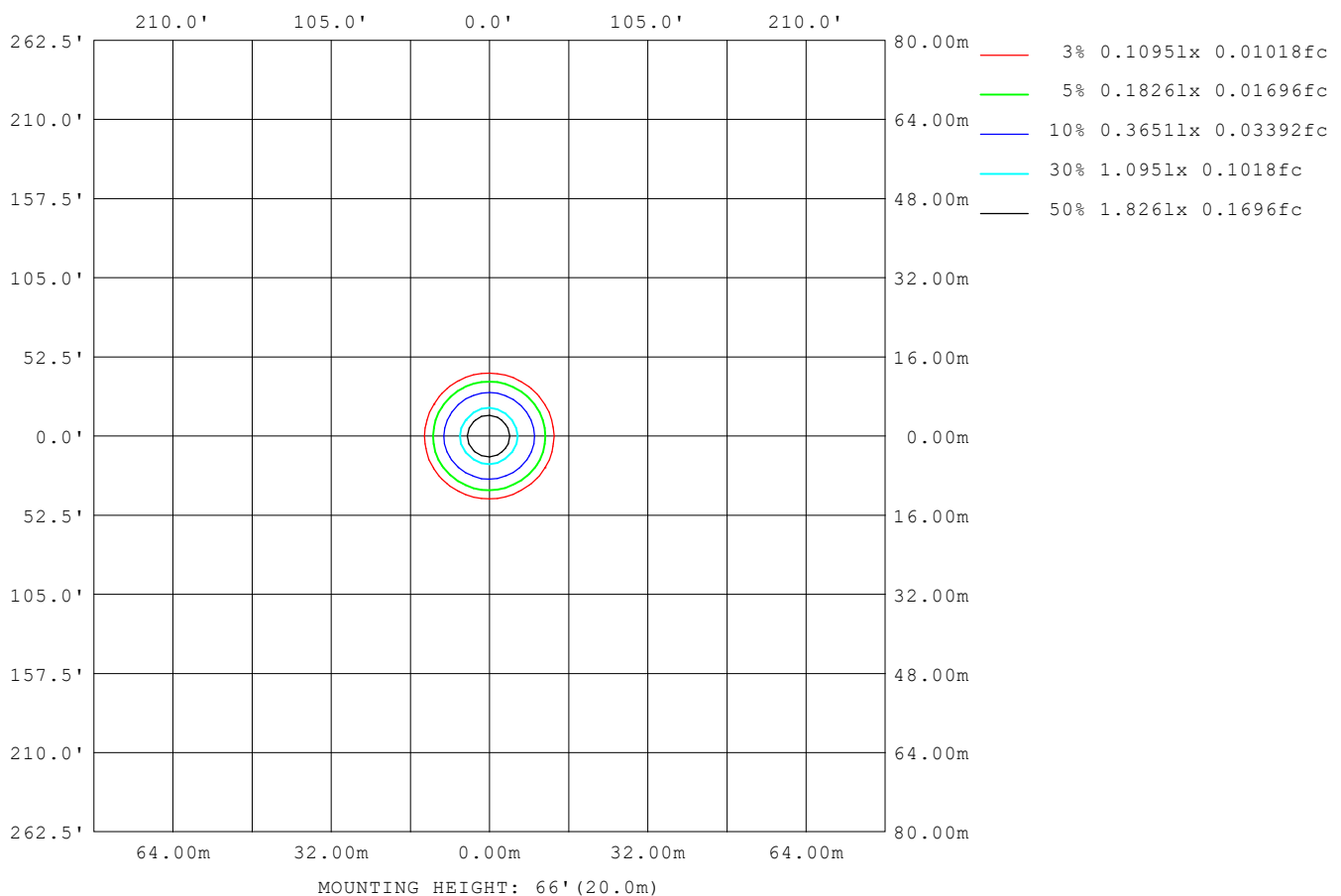
LENS: PM-1103 15R+DIFFUSER

DRIVER: PUP10A-1WMC-700 500mA

30minutes warm-up

ISOLUX DIAGRAM

Test: U:120.32V I:0.0943A P:11.213W PF:0.9871 Freq:59.98Hz Lamp Flux: 889.25x1 lm		
NAME: CTL-M-1.5-DM-15-RC-FX-TF-OP	TYPE:	WEIGHT:
SPEC.: 3000K	DIM.:	SERIAL No.: 2401020001
MFR.: MERCURY LIGHTING	SUR.: 0.001319585m2	Shielding Angle:



C Range: 0 - 360DEG	γ Range: 0 - 180DEG
C Interval: For a lens beam angle of 15°	γ Interval: 1.0DEG
Test Speed: HIGH	Test System: EVERFINE GO-SPEX500_V1 SYSTEM V2.00.461
Temperature: 77.54°F	Humidity: 65.0%
Operators: zoe	Test Distance: 124.409" [K=1.0000]
Test Date: 2024-1-2	Remarks: LAMP: BXRV-DR-1830G-100Z-A-23 Ra:90
	LENS: PM-1103 15R+DIFFUSER
	DRIVER: PUP10A-1WMC-700 500mA
	30minutes warm-up

LED Avg.L Report

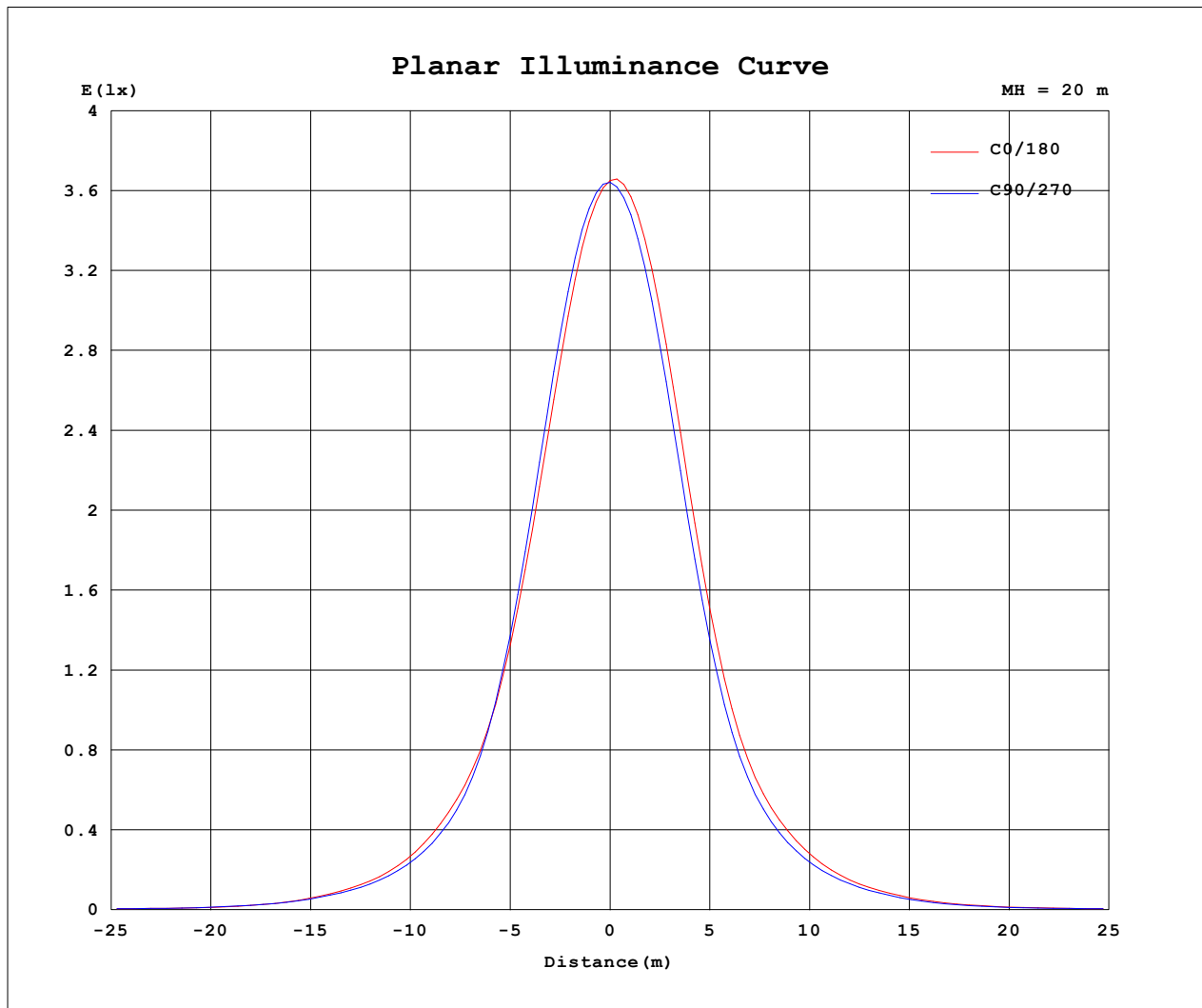
Test:U:120.32V I:0.0943A P:11.213W PF:0.9871 Freq:59.98Hz Lamp Flux:889.25x1 lm		
NAME: CTL-M-1.5-DM-15-RC-FX-TF-OP	TYPE:	WEIGHT:
SPEC.: 3000K	DIM.:	SERIAL No.: 2401020001
MFR.: MERCURY LIGHTING	SUR.: 0.001319585m2	Shielding Angle:

AvgL	cd/m2
L_0~180 (65) av	7512
L_0~180 (75) av	3768
L_0~180 (85) av	2722
L_90~270 (65) av	7354
L_90~270 (75) av	3447
L_90~270 (85) av	2612
L_45 (65) av	7419
L_45 (75) av	3746
L_45 (85) av	2653

Standard: GB/T 29293-2012

C Range: 0 - 360DEG C Interval: For a lens beam angle of 15° Test Speed: HIGH Temperature: 77.54°F Operators: zoe Test Date: 2024-1-2	γ Range: 0 - 180DEG γ Interval: 1.0DEG Test System: EVERFINE GO-SPEX500_V1 SYSTEM V2.00.461 Humidity: 65.0% Test Distance: 124.409" [K=1.0000] Remarks: LAMP: BXRV-DR-1830G-100Z-A-23 Ra: 90 LENS: PM-1103 15R+DIFFUSER DRIVER: PUP10A-1WMC-700 500mA 30minutes warm-up
--	---

Planar Illuminance Curve



C Range: 0 - 360DEG

C Interval: For a lens beam angle of 15°

Test Speed: HIGH

Temperature: 77.54°F

Operators: zoe

Test Date: 2024-1-2

γ Range: 0 - 180DEG

γ Interval: 1.0DEG

Test System: EVERFINE GO-SPEX500_V1 SYSTEM V2.00.461

Humidity: 65.0%

Test Distance: 124.409" [K=1.0000]

Remarks: LAMP: BXRV-DR-1830G-100Z-A-23 Ra: 90

LENS: PM-1103 15R+DIFFUSER

DRIVER: PUP10A-1WMC-700 500mA

30minutes warm-up

LUMINOUS DISTRIBUTION INTENSITY DATA

Test:U:120.32V I:0.0943A P:11.213W PF:0.9871 Freq:59.98Hz Lamp Flux:889.25x1 lm		
NAME: CTL-M-1.5-DM-15-RC-FX-TF-OP	TYPE:	WEIGHT:
SPEC.: 3000K	DIM.:	SERIAL No.: 2401020001
MFR.: MERCURY LIGHTING	SUR.: 0.001319585m2	Shielding Angle:

Table--1

UNIT: cd

C (DEG) (DEG)	0	30	60	90	120	150	180	210	240	270	300	330						
0	1459	1459	1459	1459	1459	1459	1459	1459	1459	1459	1459	1459						
5	1275	1288	1296	1322	1344	1360	1356	1339	1328	1304	1287	1272						
10	886	902	907	940	972	1001	1000	974	958	921	900	883						
15	520	527	521	535	557	585	589	568	554	527	517	513						
20	301	297	281	278	288	311	319	305	293	280	281	290						
25	179	174	160	158	163	180	187	176	166	159	162	170						
30	103	101	93.1	92.7	96.0	104	107	101	96.3	92.6	93.7	98.2						
35	59.4	58.3	54.8	54.7	56.3	60.2	61.4	58.0	55.6	53.5	53.6	56.1						
40	29.7	29.9	29.0	29.5	30.3	31.8	32.2	30.5	29.4	28.1	27.8	28.4						
45	15.2	15.6	15.6	16.2	16.6	17.1	17.0	16.4	15.9	15.2	14.8	14.8						
50	10.7	10.8	10.7	10.8	10.9	11.1	11.1	10.9	10.7	10.4	10.3	10.4						
55	8.80	8.87	8.81	8.81	8.89	9.05	9.05	8.87	8.70	8.54	8.51	8.63						
60	7.39	7.45	7.40	7.41	7.52	7.62	7.58	7.46	7.31	7.18	7.17	7.25						
65	3.75	4.02	4.16	4.44	4.64	4.77	4.63	4.30	4.08	3.76	3.58	3.55						
70	1.89	1.96	2.01	2.08	2.14	2.16	2.11	2.03	1.96	1.87	1.83	1.83						
75	1.20	1.24	1.28	1.16	1.38	1.41	1.37	1.31	1.25	1.20	1.16	1.16						
80	0.67	0.70	0.73	0.68	0.81	0.82	0.80	0.75	0.72	0.67	0.64	0.63						
85	0.26	0.28	0.30	0.33	0.37	0.38	0.37	0.33	0.30	0.27	0.25	0.24						
90	0.00	0.00	0.00	0.00	0.00	0.00	0.00	0.00	0.00	0.00	0.00	0.00						
95	0.00	0.00	0.00	0.00	0.00	0.00	0.00	0.00	0.00	0.00	0.00	0.00						
100	0.00	0.00	0.00	0.00	0.00	0.00	0.00	0.00	0.00	0.00	0.00	0.00						
105	0.00	0.00	0.00	0.00	0.00	0.00	0.00	0.00	0.00	0.00	0.00	0.00						
110	0.00	0.00	0.00	0.00	0.00	0.00	0.00	0.00	0.00	0.00	0.00	0.00						
115	0.00	0.00	0.00	0.00	0.00	0.00	0.00	0.00	0.00	0.00	0.00	0.00						
120	0.00	0.00	0.00	0.00	0.00	0.00	0.00	0.00	0.00	0.00	0.00	0.00						
125	0.00	0.00	0.00	0.00	0.00	0.00	0.00	0.00	0.00	0.00	0.00	0.00						
130	0.00	0.00	0.00	0.00	0.00	0.00	0.00	0.00	0.00	0.00	0.00	0.00						
135	0.00	0.00	0.00	0.00	0.00	0.00	0.00	0.00	0.00	0.00	0.00	0.00						
140	0.00	0.00	0.00	0.00	0.00	0.00	0.00	0.00	0.00	0.00	0.00	0.00						
145	0.00	0.00	0.00	0.00	0.00	0.00	0.00	0.00	0.00	0.00	0.00	0.00						
150	0.00	0.00	0.00	0.00	0.00	0.00	0.00	0.00	0.00	0.00	0.00	0.00						
155	0.00	0.00	0.00	0.00	0.00	0.00	0.00	0.00	0.00	0.00	0.00	0.00						
160	0.00	0.00	0.00	0.00	0.00	0.00	0.00	0.00	0.00	0.00	0.00	0.00						
165	0.00	0.00	0.00	0.00	0.00	0.00	0.00	0.00	0.00	0.00	0.00	0.00						
170	0.00	0.00	0.00	0.00	0.00	0.00	0.00	0.00	0.00	0.00	0.00	0.00						
175	0.00	0.00	0.00	0.00	0.00	0.00	0.00	0.00	0.00	0.00	0.00	0.00						
180	0.00	0.00	0.00	0.00	0.00	0.00	0.00	0.00	0.00	0.00	0.00	0.00						

C Range: 0 - 360DEG

C Interval: For a lens beam angle of 15°

Test Speed: HIGH

Temperature: 77.54°F

Operators: zoe

Test Date: 2024-1-2

γ Range: 0 - 180DEG

γ Interval: 1.0DEG

Test System: EVERFINE GO-SPEX500_V1 SYSTEM V2.00.461

Humidity: 65.0%

Test Distance: 124.409" [K=1.0000]

Remarks: LAMP: BXRV-DR-1830G-100Z-A-23 Ra: 90

LENS: PM-1103 15R+DIFFUSER

DRIVER: PUP10A-1WMC-700 500mA

30minutes warm-up